



**YOUR SUPPORT IS
AS CRITICAL AS THE
CARE WE DELIVER.**

STARS®

A breakdown of our annual revenue:

*** 2.5%**

fee for services

*** 2.0%**

investments & other income

*** 2.8%**

site registration recoveries

*** 20.8%**

lottery

*** 37.9%**

government contributions

*** 32.3%**

donations & fundraising

*** 1.7%**

calendar sales



**IN THE FIGHT FOR LIFE
EVERY SECOND COUNTS.
AND SO DOES EVERY DOLLAR.**

STARS is a charitable, non-profit organization funded by our allies: visionary individuals, organizations, businesses, event partners and governments. For more than 30 years, our success has been grounded in community partnerships and donations. We are committed to continuing those alliances and providing life-saving services well into the future, for your children, your grandchildren, and beyond.

FISCAL 2017 REVENUE

***\$71,530 (000s)**



* Net fundraising revenues and operating revenues from the fiscal 2017 audited statements. For **STARS'** full financials please visit stars.ca

WE SPEND WHERE IT'S NEEDED SO WE CAN GET WHERE WE'RE NEEDED.

At **STARS** we save lives because our allies have ensured we have a talented crew. We are able to equip them with the right tools and train them on the most recent developments in critical care. Our helicopter fleet and technology ensure timely care, even in remote locations. Here is how we allocate funds within these three areas.



TIME

16.7%

Time can make the difference between life and death, or between intervention and irreversible impacts.



TOOLS

20.4%

You make sure we have the right tools and technology to save lives.



TALENT

62.9%

Our people are our biggest asset, the crew members who are making a difference in people's lives.

HER LIFE WAS IN OUR HANDS. OUR SUCCESS WAS IN YOURS.



One foggy August morning, Charlotte McHugh left the family farm for her nursing job when a one-tonne truck barrelled through a stop sign and into the driver's side of her car.

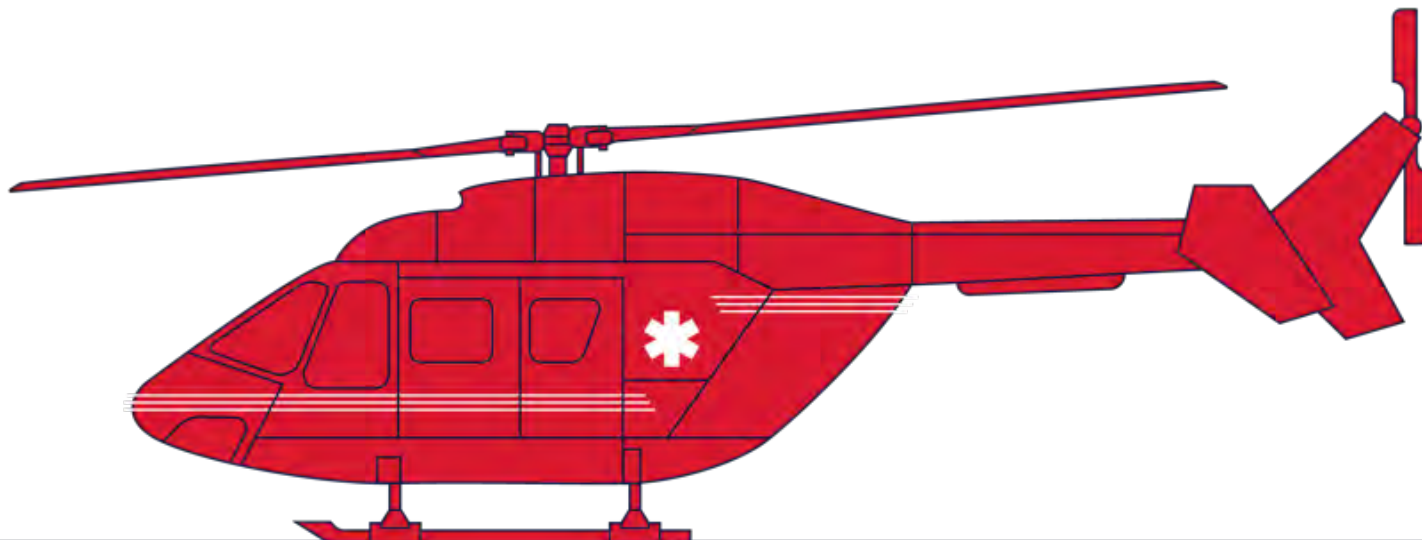
The collision left her in critical condition, but your support saved her life.

“ Before **STARS**, people died, I would not have survived by ground ambulance. Instead, I got to see my daughter graduate this year. ”



THANKS FOR SUPPORTING OUR FIGHT FOR LIFE.

A YEAR IN NUMBERS.



* FUNDING

41,328

DONORS



\$10M

APPROXIMATE YEARLY COST TO OPERATE A BASE



● FUNDRAISING
● GOV. FUNDING

8

DAILY AVERAGE MISSIONS

36K+

MISSIONS SINCE 1985

3,022

YEARLY MISSIONS

1,529

AB

874


SK

619

MB

Including **61 missions** to BC

* INCIDENT TYPES



3%
AGRICULTURAL



55%
MEDICAL



19%
VEHICLE INCIDENT



2%
INDUSTRIAL



7%
RECREATIONAL



14%
TRAUMA



JOIN OUR
FIGHT FOR LIFE
STARS.CA

* EMERGENCY LINK CENTRE

32,211

EMERGENCY REQUESTS HANDLED

29,000

INDUSTRY
SITES
MONITORED

88

AVERAGE
EMERGENCY
REQUESTS
PER DAY



* EDUCATION

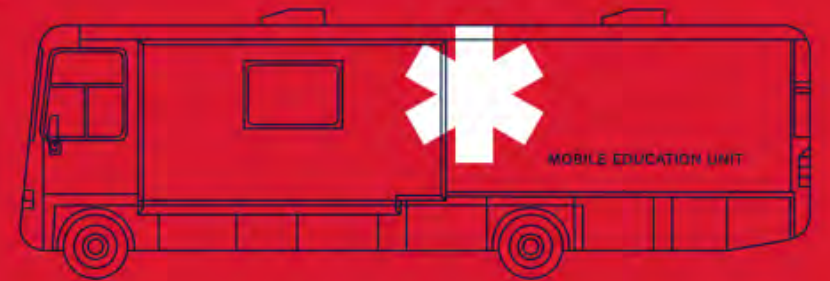
2,445

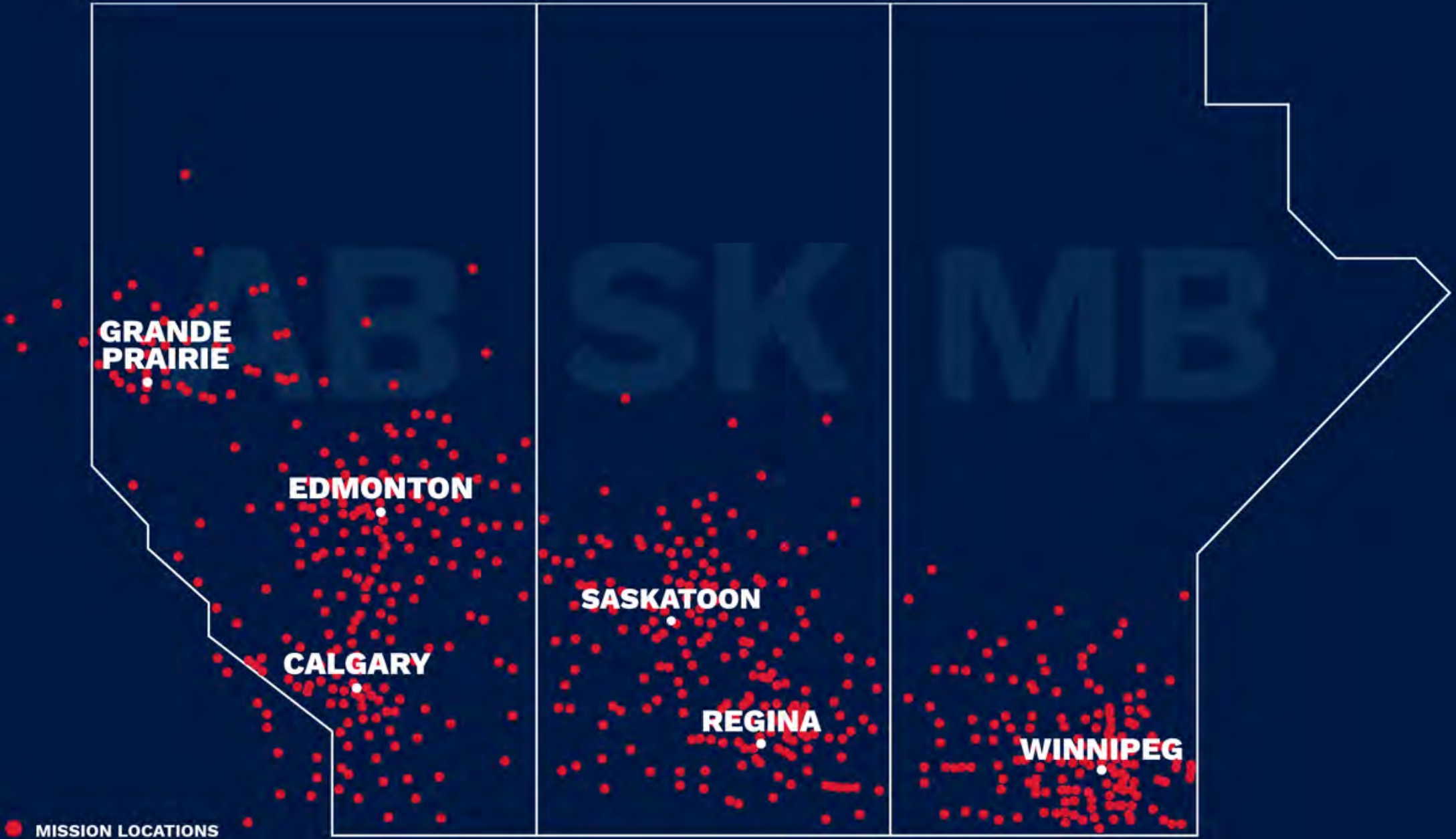
MEDICAL PERSONNEL TRAINED

808
AB

962
SK

675
MB





**GRANDE
PRAIRIE**

EDMONTON

CALGARY

SASKATOON

REGINA

WINNIPEG

● MISSION LOCATIONS